

Emergency Nurses Association
2024 Election
Final Vote Summary - September 06, 2024

PRESIDENT-ELECT CANDIDATE

Vote for 1

| | |
|--------------------|--------------|
| Dustin Bass | 1,781 |
|--------------------|--------------|

SECRETARY/TREASURER CANDIDATE

Vote for 1

| | |
|---------------------|--------------|
| Chris Parker | 1,803 |
|---------------------|--------------|

DIRECTOR CANDIDATES

Vote for 3

| | | |
|------------------------|--|---------------|
| Vanessa Gorman | 1,197 | 22.94% |
| Shawntay Harris | 883 | 16.93% |
| Mindy Elayda | 835 | 16.01% |
| Tyler Babcock | 914 | 17.52% |
| Ben Coe | 665 | 12.75% |
| Gregory Pittman | 723 | 13.86% |
| | <hr style="width: 100%; border: 0; border-top: 1px solid black; margin-bottom: 5px;"/> | |
| | 5,217 | |

LEADERSHIP DEVELOPMENT AND ELECTIONS COMMITTEE - REGION 4 CANDIDATE

Vote for 1

| | |
|---------------------|--------------|
| Brian Rogers | 1,803 |
|---------------------|--------------|

LEADERSHIP DEVELOPMENT AND ELECTIONS COMMITTEE - REGION 6 CANDIDATES

Vote for 1

| | | |
|-------------------------------|--|---------------|
| Jennifer Williams-Cook | 942 | 50.46% |
| Kayla Lott | 925 | 49.54% |
| | <hr style="width: 100%; border: 0; border-top: 1px solid black; margin-bottom: 5px;"/> | |
| | 1,867 | |

LEADERSHIP DEVELOPMENT AND ELECTIONS COMMITTEE - Member at Large

Vote for 3

| | |
|-----------------------|--------------|
| Mike Hastings | 1,582 |
| Ellen Encapera | 1,515 |
| Joop Breuer | 1,463 |

Emergency Nurses Association
2024 Election
Final Vote Summary - September 06, 2024

Election Summary

| | |
|---------------------------|--------------|
| Total Returns by Internet | <u>1,982</u> |
| Total Returns | 1,982 |
| Total Ballots Distributed | 37,930 |
| Percent Returned | 5.23% |



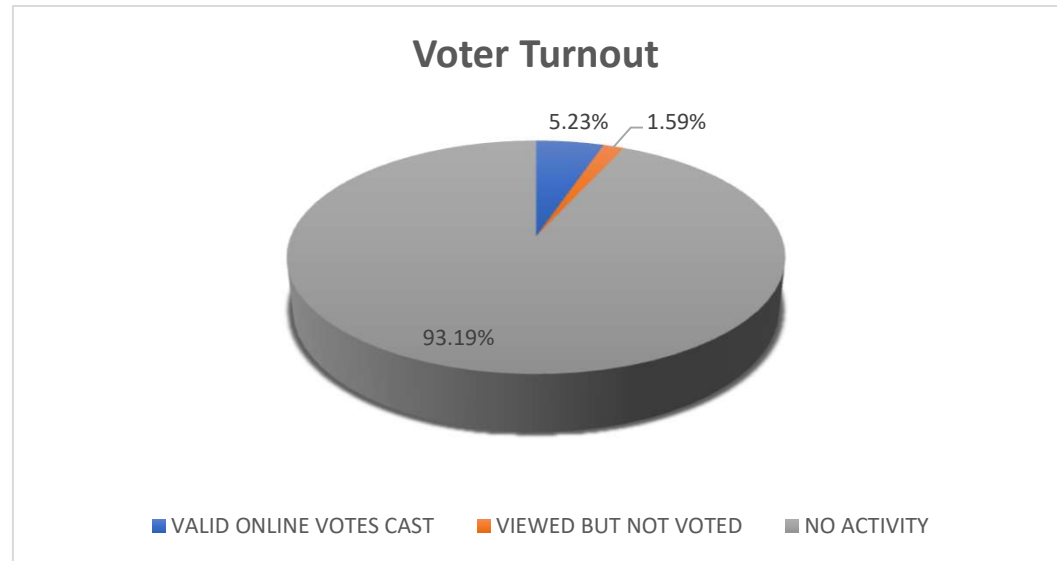
Certified, Frank Fatone
President and CEO
Election Services Co.

The election results and any additional information in connection therewith provided by ESC hereunder or in any report delivered by ESC in connection therewith are provided solely for the benefit of the Board of Directors or equivalent governing body of your organization in connection with the services provided hereunder or any other services rendered in connection therewith and shall not otherwise be reproduced for any other purpose, made public or provided to the membership of your organization (other than to report such actual election results) or any other person or entity without the express prior written consent of ESC.

Emergency Nurses Association - 2024 Election

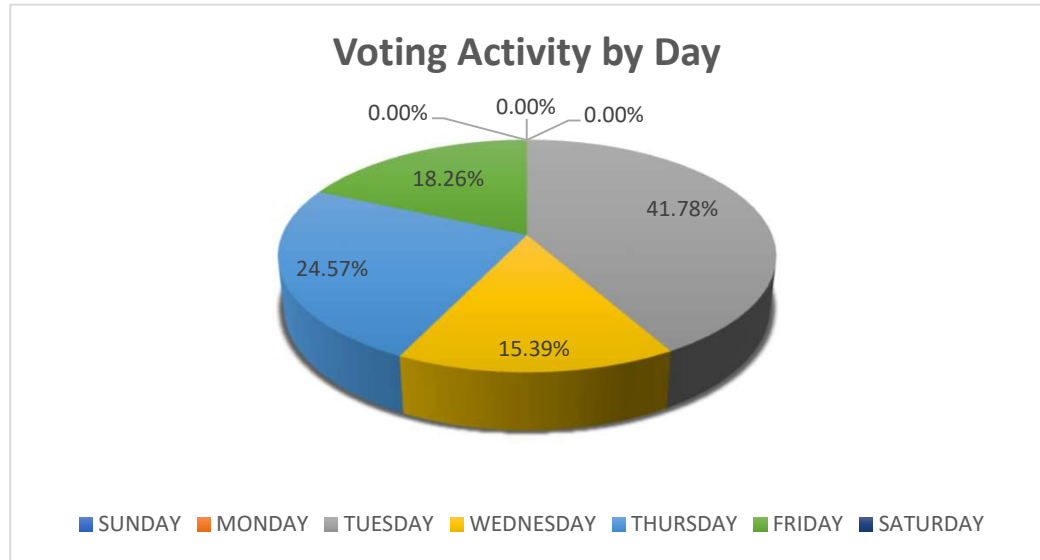
Voting Activity Report

| ACTIVITY | NUMBER | PERCENTAGE |
|-------------------------|---------------|----------------|
| VALID ONLINE VOTES CAST | 1,982 | 5.23% |
| VIEWED BUT NOT VOTED | 602 | 1.59% |
| NO ACTIVITY | 35,346 | 93.19% |
| TOTALS | 37,930 | 100.00% |



Emergency Nurses Association - 2024 Election Voting Activity by Day

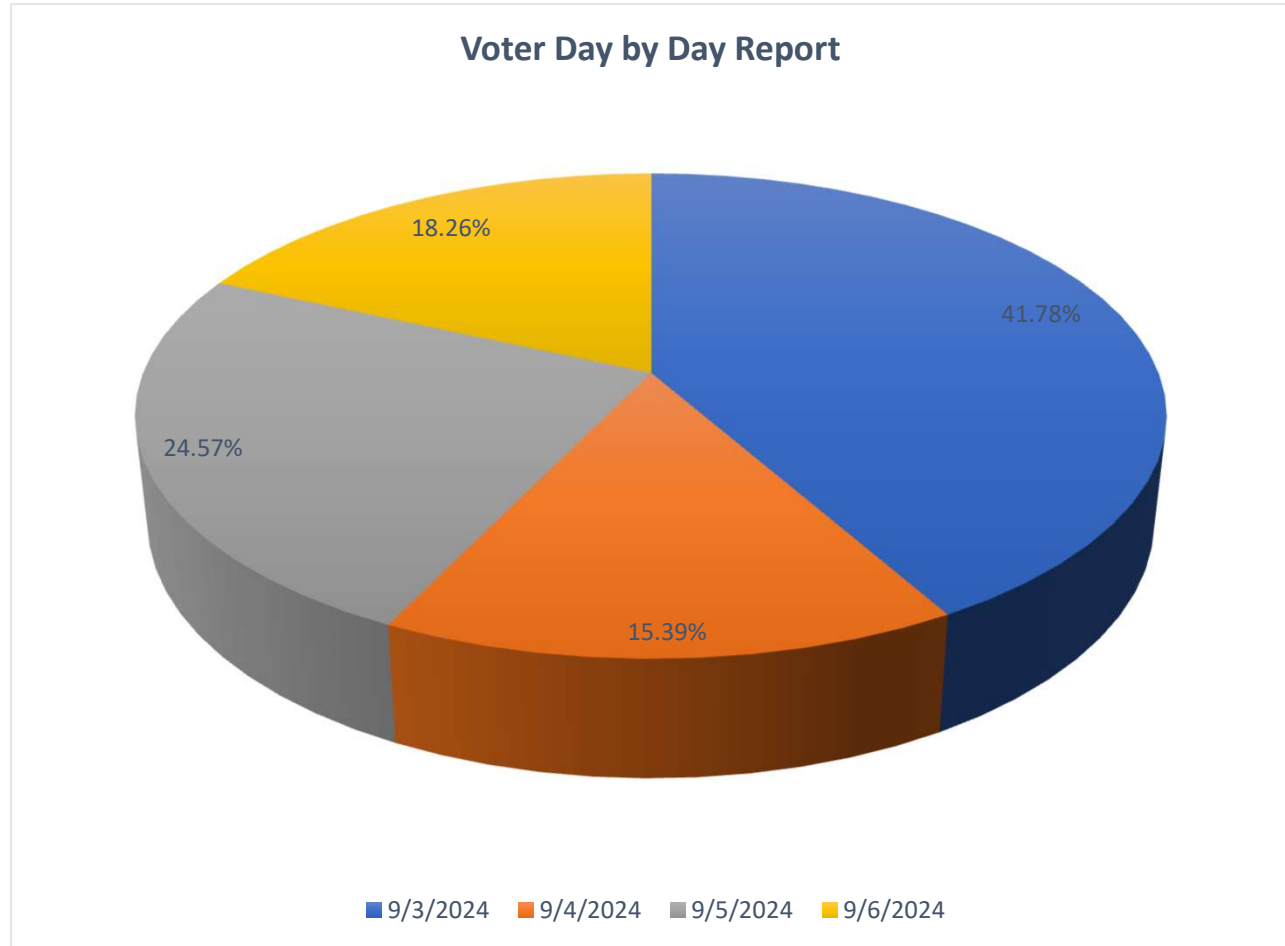
| DAY | VOTES | PERCENTAGE |
|---------------|--------------|----------------|
| SUNDAY | 0 | 0.00% |
| MONDAY | 0 | 0.00% |
| TUESDAY | 828 | 41.78% |
| WEDNESDAY | 305 | 15.39% |
| THURSDAY | 487 | 24.57% |
| FRIDAY | 362 | 18.26% |
| SATURDAY | 0 | 0.00% |
| TOTALS | 1,982 | 100.00% |



Emergency Nurses Association - 2024 Election Voting Activity Day by Day

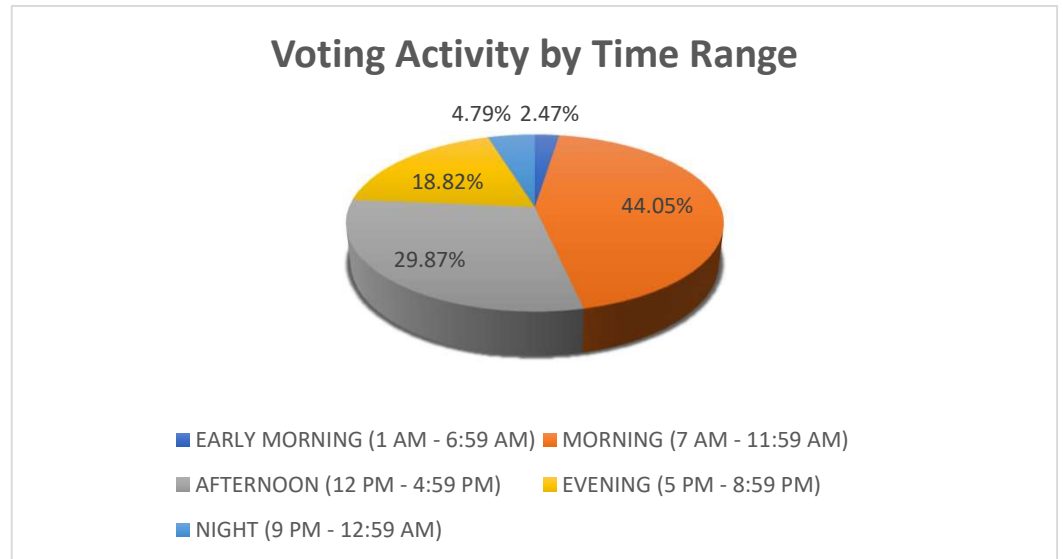
| DATE | VOTES | PERCENTAGE |
|---------------|--------------|----------------|
| 9/3/2024 | 828 | 41.78% |
| 9/4/2024 | 305 | 15.39% |
| 9/5/2024 | 487 | 24.57% |
| 9/6/2024 | 362 | 18.26% |
| TOTALS | 1,982 | 100.00% |

Indicates email blast sent by ESC



Emergency Nurses Association - 2024 Election Voting Activity by Time Range

| TIME RANGE | VOTES | PERCENTAGE |
|--------------------------------|--------------|----------------|
| EARLY MORNING (1 AM - 6:59 AM) | 49 | 2.47% |
| MORNING (7 AM - 11:59 AM) | 873 | 44.05% |
| AFTERNOON (12 PM - 4:59 PM) | 592 | 29.87% |
| EVENING (5 PM - 8:59 PM) | 373 | 18.82% |
| NIGHT (9 PM - 12:59 AM) | 95 | 4.79% |
| TOTALS | 1,982 | 100.00% |



2024 ENA National Election

State Councils Returns Report - September 09, 2024

| Totals Members: | 37,930 | | | |
|------------------------------|---------------|-------------|---------------|------------|
| Total Ballots Cast: | 1,982 | | | |
| Percentage: | 5.23% | | | |
| State Council | Total Members | Web Ballots | Total Ballots | % Received |
| | 67 | 3 | 3 | 4.48% |
| Alabama State Council | 359 | 39 | 39 | 10.86% |
| Alaska State Council | 228 | 8 | 8 | 3.51% |
| Arizona State Council | 593 | 28 | 28 | 4.72% |
| Arkansas State Council | 287 | 20 | 20 | 6.97% |
| California State Council | 3892 | 174 | 174 | 4.47% |
| Colorado State Council | 911 | 34 | 34 | 3.73% |
| Connecticut State Council | 376 | 22 | 22 | 5.85% |
| Delaware State Council | 146 | 9 | 9 | 6.16% |
| Florida State Council | 2034 | 83 | 83 | 4.08% |
| Georgia State Council | 1147 | 54 | 54 | 4.71% |
| Guam US Territory | 26 | 0 | 0 | 0.00% |
| Hawaii State Council | 220 | 11 | 11 | 5.00% |
| Idaho State Council | 232 | 16 | 16 | 6.90% |
| Illinois State Council | 1231 | 47 | 47 | 3.82% |
| Indiana State Council | 805 | 56 | 56 | 6.96% |
| International | 319 | 34 | 34 | 10.66% |
| Iowa State Council | 417 | 28 | 28 | 6.71% |
| Kansas State Council | 328 | 20 | 20 | 6.10% |
| Kentucky State Council | 501 | 38 | 38 | 7.58% |
| Louisiana State Council | 606 | 38 | 38 | 6.27% |
| Maine State Council | 256 | 15 | 15 | 5.86% |
| Maryland State Council | 711 | 27 | 27 | 3.80% |
| Massachusetts State Council | 701 | 33 | 33 | 4.71% |
| Michigan State Council | 935 | 24 | 24 | 2.57% |
| Military | 50 | 3 | 3 | 6.00% |
| Minnesota State Council | 575 | 40 | 40 | 6.96% |
| Mississippi State Council | 241 | 16 | 16 | 6.64% |
| Missouri State Council | 571 | 33 | 33 | 5.78% |
| Montana State Council | 206 | 14 | 14 | 6.80% |
| Nebraska State Council | 366 | 16 | 16 | 4.37% |
| Nevada State Council | 276 | 16 | 16 | 5.80% |
| New Hampshire State Council | 308 | 17 | 17 | 5.52% |
| New Jersey State Council | 1390 | 75 | 75 | 5.40% |
| New Mexico State Council | 258 | 7 | 7 | 2.71% |
| New York State Council | 1959 | 86 | 86 | 4.39% |
| North Carolina State Council | 1556 | 107 | 107 | 6.88% |
| North Dakota State Council | 103 | 8 | 8 | 7.77% |
| Ohio State Council | 1100 | 44 | 44 | 4.00% |
| Oklahoma State Council | 407 | 24 | 24 | 5.90% |

2024 ENA National Election

State Councils Returns Report - September 09, 2024

| Totals Members: | 37,930 | | | |
|------------------------------|---------------|--------------|---------------|--------------|
| Total Ballots Cast: | 1,982 | | | |
| Percentage: | 5.23% | | | |
| State Council | Total Members | Web Ballots | Total Ballots | % Received |
| Oregon State Council | 621 | 21 | 21 | 3.38% |
| Pennsylvania State Council | 1606 | 115 | 115 | 7.16% |
| PR US Commonwealth | 9 | 1 | 1 | 11.11% |
| Rhode Island State Council | 120 | 7 | 7 | 5.83% |
| South Carolina State Council | 592 | 62 | 62 | 10.47% |
| South Dakota State Council | 168 | 4 | 4 | 2.38% |
| Tennessee State Council | 547 | 38 | 38 | 6.95% |
| Texas State Council | 4146 | 184 | 184 | 4.44% |
| Utah State Council | 228 | 11 | 11 | 4.82% |
| Vermont State Council | 165 | 12 | 12 | 7.27% |
| VI US Territory | 3 | 0 | 0 | 0.00% |
| Virginia State Council | 1244 | 76 | 76 | 6.11% |
| Washington State Council | 900 | 32 | 32 | 3.56% |
| West Virginia State Council | 178 | 10 | 10 | 5.62% |
| Wisconsin State Council | 593 | 35 | 35 | 5.90% |
| Wyoming State Council | 116 | 7 | 7 | 6.03% |
| Totals | 37,930 | 1,982 | 1,982 | 5.23% |